


120 York Street
Kennebunk, ME 04043
(207)467-3478



ANAB Certificate Number: AT-2169
www.testedlabs.com

04 September 2019

Enclosed are the results of analytical testing performed on the following samples:

Laboratory ID	Sample Location	Date sampled	Date received
C19090009.01	Pharmhouse 082821	03-Sep-19 00:00	03-Sep-19 12:40

The results in this report relate only to the submitted samples. If you have any questions concerning this report, please feel free to contact me at 207-467-3478.


Sincerely,

Lorri Maling



This analytical report may only be reproduced in its entirety

120 York Street
 Kennebunk, ME 04046
 (207)467-3478

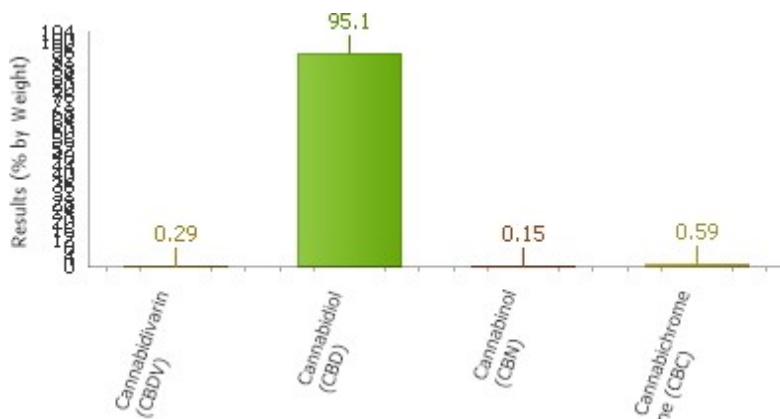


ANAB Certificate Number AT-2169
 www.Testedlabs.com

Date sampled: 09/03/2019

REPORT OF ANALYSIS

Reported Date: 09/04/2019




Cannabinoids by HPLC

Analyte	Result	Reporting Limit	Units	Analyzed	Method	Analyst	Pass/Fail Limit	Test Remarks
Cannabidiol (CBD)	95.1	0.1	% by Weight	09/04/2019 13:12	HPLC SOP-7	LAM	N/A	
Cannabidiol (CBDV)	0.29	0.1	% by Weight	09/04/2019 13:12	HPLC SOP-7	LAM	N/A	
Cannabidiolic acid (CBDA)	ND	0.1	% by Weight	09/04/2019 13:12	HPLC SOP-7	LAM	N/A	
Cannabigerolic acid (CBGA)	ND	0.1	% by Weight	09/04/2019 13:12	HPLC SOP-7	LAM	N/A	
Cannabigerol (CBG)	ND	0.1	% by Weight	09/04/2019 13:12	HPLC SOP-7	LAM	N/A	
Tetrahydrocannabinol (THC)	ND	0.1	% by Weight	09/04/2019 13:12	HPLC SOP-7	LAM	N/A	
Cannabinol (CBN)	0.15	0.1	% by Weight	09/04/2019 13:12	HPLC SOP-7	LAM	N/A	
Delta-9-THC	ND	0.1	% by Weight	09/04/2019 13:12	HPLC SOP-7	LAM	N/A	
Delta-8-THC	ND	0.1	% by Weight	09/04/2019 13:12	HPLC SOP-7	LAM	N/A	
Cannabichromene (CBC)	0.59	0.1	% by Weight	09/04/2019 13:12	HPLC SOP-7	LAM	N/A	
THCA-A	ND	0.1	% by Weight	09/04/2019 13:12	HPLC SOP-7	LAM	N/A	

Total Cannabinoids by HPLC (Calculated)

Analyte	Result	Reporting Limit	Units	Analyzed	Method	Analyst	Pass/Fail Limit	Test Remarks
Total CBD (CBD+CBDA) Calculated	95.1	0.1	% by Weight	09/04/2019 13:12	HPLC SOP-7	LAM	N/A	
Max CBD-Calculated	95.1	0.1	% by Weight	09/04/2019 13:12	HPLC SOP-7	LAM	N/A	
Total THC (THC+THCA) Calculated	ND	0.1	% by Weight	09/04/2019 13:12	HPLC SOP-7	LAM	N/A	
Max THC- Calculated	ND	0.1	% by Weight	09/04/2019 13:12	HPLC SOP-7	LAM	N/A	
Total Cannabinoids- Calculated	96.2	0.1	% by Weight	09/04/2019 13:12	HPLC SOP-7	LAM	N/A	

Results as reported above relate only to samples as submitted, unless specifically noted otherwise.



Notes and Definitions

Unless otherwise noted below, analyses were performed without significant modifications and QC met the quality standards outlined in the methods reported.

Cannabinoid Totals Statement:

Total THC= THC+THCA
Total CBD = CBD+CBDA
Total CBG = CBG+CBGA

Heat activation of cannabis products converts THCA to THC and CBDA to CBD in a time and temperature dependent manner. This conversion is known as decarboxylation and results from the loss of CO₂ during heating.

THC-Total (Max THC)= Delta 8 THC + Delta 9 THC + (THCA x 0.877)
CBD-Total (Max CBD)= CBD + (CBDAx0.880)
CBG-Total= CBG + (CBGA x 0.876)

Tested Labs/Nelson Analytical is accredited for testing by ISO/IEC 17025:2005 for the following parameters only:

Samples Handling, Receipt and disposal for Cannabis: SOP-ALL-1

Cannabinoids: Cannabinol (CBN), Cannabidiol (CBD), Cannabidiolic Acid (CBDA), Cannabigerol (CBG), Cannabigerolic Acid (CBGA), Cannabichromene (CBC), delta-9-THC, delta-8-THC, THCA-A, Tetrahydrocannabivarin (THCV), Cannabidivarin (CBDV) by High Pressure Liquid Chromatography(HPLC). HPLC SOP-7

Metals Preparation and Analysis: Arsenic, Cadmium, Lead and Mercury (SOP-17- ICP MS based on EPA 200.8)

Terpenes Analysis by GC/MS

Mycotoxins Total Aflatoxin and Ochratoxin by Elisa - SOP 42

Yeast and Mold (Based on AOAC Method 997.02) SOP- 3

Total Coliform and E.coli (Based on AOAC Method 991.14) SOP-3

Aerobic Plate Count (Based on AOAC Method 990.12) SOP-3

Enterobacteriaceae-Bile Tolerant gram-negative bacteria (Based on OMA 2003.01) SOP-3

Cannabinoid and Terpene Analysis are based on laboratory developed methods. All other testing is based on established EPA, USP or FDA methods. Matrix matched quality control check samples for cannabis are available for microbiological analysis in a hemp-based QC. Other matrix matched quality control samples for most matrices do not exist for cannabis currently. Due to this unavailability, even ISO/IEC validated methods cannot be fully verified for the efficiency and accuracy of the extraction and analysis in any current Maine or New Hampshire Laboratory.

ND- Analyte result not detected above the method reporting limit

All sample results are reported on an "as received" basis.

Pass/Fail limits for Maine have not been established at this point and are listed as not applicable.

Edibles are reported as mg/g (not per serving)

Edible conversion calculation: mg/g in product x final weight of product= mg per product